



FINE FOOD



WHERE TRADE AND TRENDS ARISE

TOKYO, 10.-12.04.2024




Sauces & spices CAGR 22-28*

\$21,7B USD $\xrightarrow{+15\%}$ \$23,38B USD

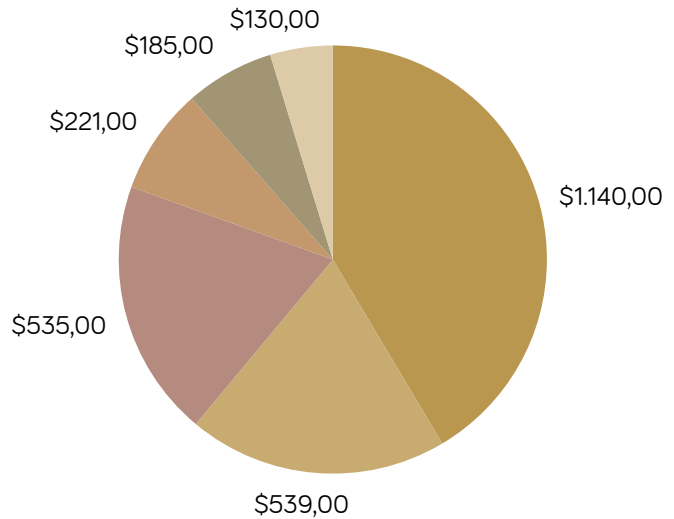
Edible oils CAGR 22-28*

\$1,88B USD $\xrightarrow{+3,49\%}$ \$2,23B USD


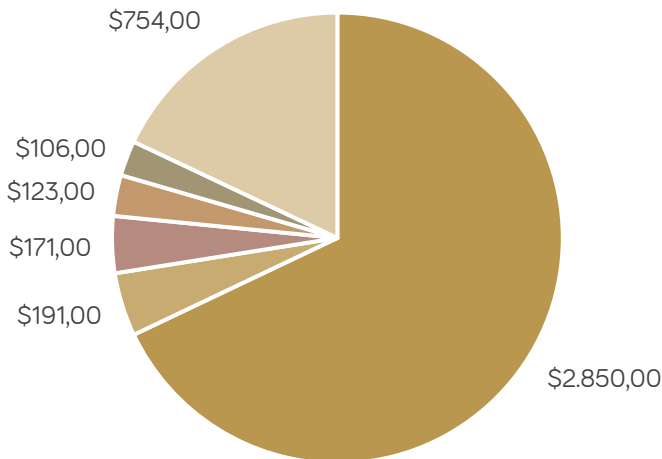
2021 top 6 fine food exports in USD Million: \$2.750,00**



countries to which the most exports are made



2021 top 6 fine food imports in USD million: \$4.195,00**



countries from which the most imports are made

*statista outlook Consumer Markets June 2023 **Japan (JPA) Exports, Imports, and Trade Partners | OEC - The Observatory of Economic Complexity

